

NIDA

National Institute
of Dramatic Art

THEATRE
FILM
TELEVISION



BFA TECHNICAL THEATRE & STAGE MANAGEMENT APPLICATION GUIDE

CRICOS Code: 083701F

**FOR ALL ENQUIRIES
PLEASE CONTACT**
applications@nida.edu.au
(02) 9697 7686

Learn more at apply.nida.edu.au

**NIDA acknowledges the Traditional Owners and Custodians of
the sacred lands, from the mountains to the sea, on which we
learn and tell stories.**

**The lands of the Bidjigal, Gadigal, Dharawal and Dharug peoples.
We pay our respects to all Aboriginal and Torres Strait Islander
Elders past and present.**

Image details:

Metamorphosis

by Franz Kafka

Directed by Benjamin Schostakowski

Photographer: Patrick Boland

© NIDA 2021

BEFORE YOU APPLY

APPLICATION PERIOD

Open June 13 2023 - Close 3 October 2023, 5:00pm (AEST)

Late applications may be considered depending on interview schedule availability.

APPLICATION PROCESS SUMMARY

The application process for the Bachelor of Fine Arts (Technical Theatre and Stage Management) consists of two rounds:

- **Round One** - Online application and creative response (due 3 October 2023, 5:00pm AEST)
- **Round Two** - Creative project and interview

All applicants who submit the required elements for Round One will be invited to Round Two and will need to complete the Creative Project and attend an interview.

BEFORE APPLYING

Before completing your application please read the following information:

- Course information, dates, fees and frequently asked questions:
<https://www.nida.edu.au/study/undergraduate>
- NIDA student handbook, policies and procedures, and course regulations for BFA (Technical Theatre and Stage Management) course <https://www.nida.edu.au/courses/policies>

If you have any further questions at this stage, please contact us at applications@nida.edu.au

ROUND ONE:

Online Application and Creative Response

ONLINE APPLICATION

STEP 1

Create your application account in the application portal: apply.nida.edu.au

You will receive an email with your login details.

For applicants who have applied to NIDA from 2019 onwards, your login details will be the same.

Do not create a duplicate profile.

If you are unsure of your applicant number, please email applications@nida.edu.au with the following details:

Full Legal name:

Date of Birth:

Email address linked to previous application:

Phone Number linked to previous application:

Log in to the Application Portal and click the **'Applicant Login'** button.

SIGN IN TO PROCEED

NIDA National Institute of Dramatic Art

Student and Staff Login (Microsoft NIDA Login)

If you are current Staff or Student - please click "NIDA Login". If you are an Applicant for NIDA Degrees and Diplomas - please click "Applicant Login"

NIDA LOGIN

Applicant Login

APPLICANT LOGIN

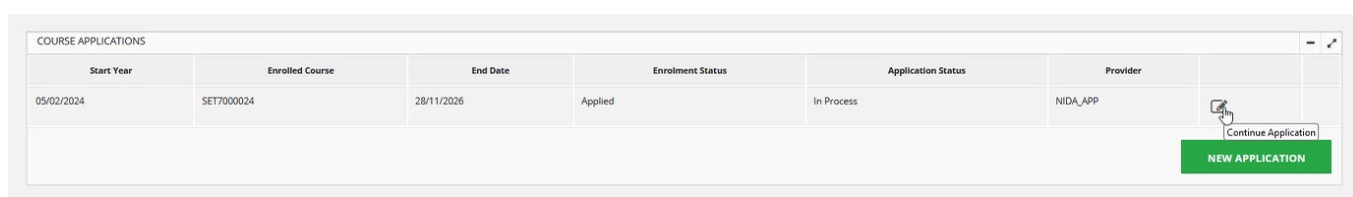
IMPORTANT NOTE:


You are able to save your application and return to it at any point before the closing date.

To do so, click the pencil icon to the right of the course you wish to continue applying for (refer to the image below).

Please note: You can only edit if the 'Application Status' is set to 'In Process'. Once you submit your application, this option will not be available.

This is located on the summary page when you sign in under the **'Course Applications'** heading at the bottom of the page.



Start Year	Enrolled Course	End Date	Enrolment Status	Application Status	Provider	
05/02/2024	SET7000024	28/11/2025	Applied	In Process	NIDA_APP	 Continue Application

NEW APPLICATION

THERE IS AN ERROR IN MY APPLICATION

If you believe you have made an error or uploaded the wrong document, please email applications@nida.edu.au outlining the error and include the following information:

Full Legal name:

Date of Birth:

Email address linked application:

Phone number linked application:

Course(s) applied for:

STEP 2. Collect the following documents for your application

- Copy of your most recent qualification (e.g. school report, Higher School Certificate, diploma, university transcript or testamur)
- Proof of identification showing your date of birth (e.g. passport, driver's licence, birth certificate)

International applicants (and non-Australian citizens with permanent visas) must also submit

- A copy of your passport (must be valid for at least the first 12 months of your course)
- Proof of 7.0 Academic IELTS or equivalent for BFA (Technical Theatre and Stage Management)
- If you have a permanent visa (e.g. permanent resident, partner visa subclass 801), we require a copy of your visa.
- If your academic qualification is not in English. You will also need to attach a certified, official translation in English. (Please upload this in the evidence of qualification box).

Please ensure all documents are either PDF, PNG or JPEG file types.

The max file upload size is 80Mb

CREATIVE RESPONSE

STEP 3.

Write a creative response to a live production or event that you have seen or engaged with that inspires, interests, or ignites your passion.

- It should be 300 - 700 words.
- Rather than just a synopsis of the production/event, show us your personal response and analysis.
- Describe how the creative choices and technical elements of the production/event supported the narrative or audience experience of the event.
- In addition to written words, you are welcome to include supplementary material that supports or illustrates your response. Examples of additional material could be, but are not limited to: photographs, sketches and technical drawings.

It must be a Word or PDF document clearly titled with your name as follows: fullname_ creative response_BFATSM_2024. You will upload your Creative Response in the **'Course Specific Application Requirements'** attachment section.

STEP 4. Complete and submit your application

To complete your application, agree on the Terms and Conditions by ticking the boxes, then enter your name and date of application.

If you submit all prescribed elements for Round One, you will receive an email confirmation and invitation to Round Two.

You will need to log into the Application Portal to select an interview time within a week from date of notification. You must pick your availability to attend the interview via Teams.

All efforts will be made to give applicants their preferred interview date, but NIDA cannot guarantee the date and time – it is subject to staff availability. If your selected time cannot be accommodated, NIDA will send you an email advising you of the new interview time.

Your Creative Project must be ready to present at your interview. Please read through the instructions before submitting your application.

ROUND TWO:

Creative Project and Interview

CREATIVE PROJECT

STEP 5.

Select one script from the list below for your Creative Project. They should be available from your local library, bookstore, or online. Should you have any difficulty obtaining any of these texts, please contact NIDA at applications@nida.edu.au.

- *The Seven Stages of Grieving* by Wesley Enoch and Deborah Mailman (play)
- *Rhinoceros* by Eugène Ionesco (play)
- *Scorched* by Wajdi Mouawad (play)
- *Blood Wedding* by Federico García Lorca (play)
- *Black is The New White* by Nakkiah Lui (play)
- *Neighbourhood Watch* by Lally Katz (play)
- *Kiss of the Spiderwoman* by Manuel Puig (play)
- *The Man Who Turned Into a Stick (death)* by Kōbō Abe (play)
- *Brand New Ancients* by Kae Tempest (play)
- *The Resistible Rise of Arturo Ui* by Bertolt Brecht (play)
- *Hair. Book and Lyrics* by Gerome Ragni and James Rado and music by Galt MacDermot (music theatre)

Once you have chosen a script from the list, you must prepare a creative project that demonstrates how you would stage your production. It may be staged in a venue/location of your choice or in the venue referenced in the provided theatre plans (see the Appendix).

- Prepare a ground plan of your set using a 1:50 scale.
- It can be hand-drawn or computer generated.
- If you are referencing a venue of your choice, please provide specifics of the venue (including technical plans, if possible).

The project must also incorporate **at least one** of the following forms:

- A 1:25 or 1:50 scale model.
- Detailed storyboard and associated sketches.
- Virtual (electronic) three-dimensional model of the set.

While all production elements should be considered, at least one technical element (set design, lighting design, sound design, or video design) must be thoroughly investigated. This should be shown with appropriate references and documentation.

Any digital files for your project should be submitted EITHER as a single PDF, with all elements; OR as a compressed zip folder containing all the required elements. You will upload this to the **'Course Specific Application Requirements'** attachment section of your online application.

It must be clearly titled with your name as follows:

fullname_project_BFATSM_2024

STEP 6. Attend your Interview

Each applicant will be interviewed for approximately 30 - 45 minutes. All interviews will take place via Microsoft Teams, link to be provided prior to interview.

During the interview, we will discuss your project; your ideas about theatre, film and the broader creative industry; and why you want to study Technical Theatre and Stage Management at NIDA. There will be an opportunity for you to ask any questions you may have about NIDA or about the interview itself.

The following should be prepared in advance to be discussed at your interview:

- How performers will move around on your set – particularly entrances and exits
- The practical and creative motivation behind your design decisions
- The physical characteristics of your set
- How you will manage any safety considerations for your cast and crew\How any set pieces or props will move on, off or around the stage
- How you will achieve any scene changes

We know that interviews can be stressful, but we will do our best to make your experience as relaxing and enjoyable as possible. The interview process is friendly, informal, and open, and is designed to give you the best opportunity to show us your potential and readiness to study at NIDA. Remember, the more time and effort you put into your application and project, the better prepared you will be, and the more you will enjoy the interview.

You will be advised by email of the outcome of your interview

CONDITIONS OF APPLYING

- Selection is based on merit; not all applicants who meet the published minimum entry requirements will receive a study offer.
- All applicants are responsible for reviewing the course requirements and tuition fees as stated on the NIDA website.
- It is not possible to provide applicants with individual written or oral feedback on their audition/ interview.
- Applicants who receive a study offer for 2024 must accept the offer within the time frame indicated.
- It is not possible to defer a study offer at NIDA.

FAQs

CAN I APPLY FOR MORE THAN ONE COURSE?

Yes, however a separate online application form is required for each course you would like to apply for.

WHAT ATAR DO I NEED TO GET INTO NIDA?

Entry into NIDA is by audition or interview only. We do not ask for exam scores or ATARs. However, all applicants applying for any higher education course at NIDA must have completed their Higher School Certificate or equivalent.

WHAT DO I DO IF I HAVEN'T RECEIVED LOGIN DETAILS OF MY APPLICATION ACCOUNT?

If you do not receive any automated emails from NIDA regarding your application account, please check your junk/spam/promotions filter. If you are still experiencing difficulties, please contact us at applications@nida.edu.au.

WHERE WILL MY INTERVIEW TAKE PLACE?

Interviews will take place over Microsoft Teams. A link will be provided to you via email.

DOES NIDA GIVE INTERVIEW FEEDBACK?

Due to the large number of people being interviewed, it is not possible for NIDA to provide individual feedback.

WHAT HAPPENS AFTER MY AUDITION/INTERVIEW?

Final selections are made for each course in December, and study offers will be distributed to successful applicants via email.

WHEN CAN I APPLY FOR SCHOLARSHIPS FOR NIDA?

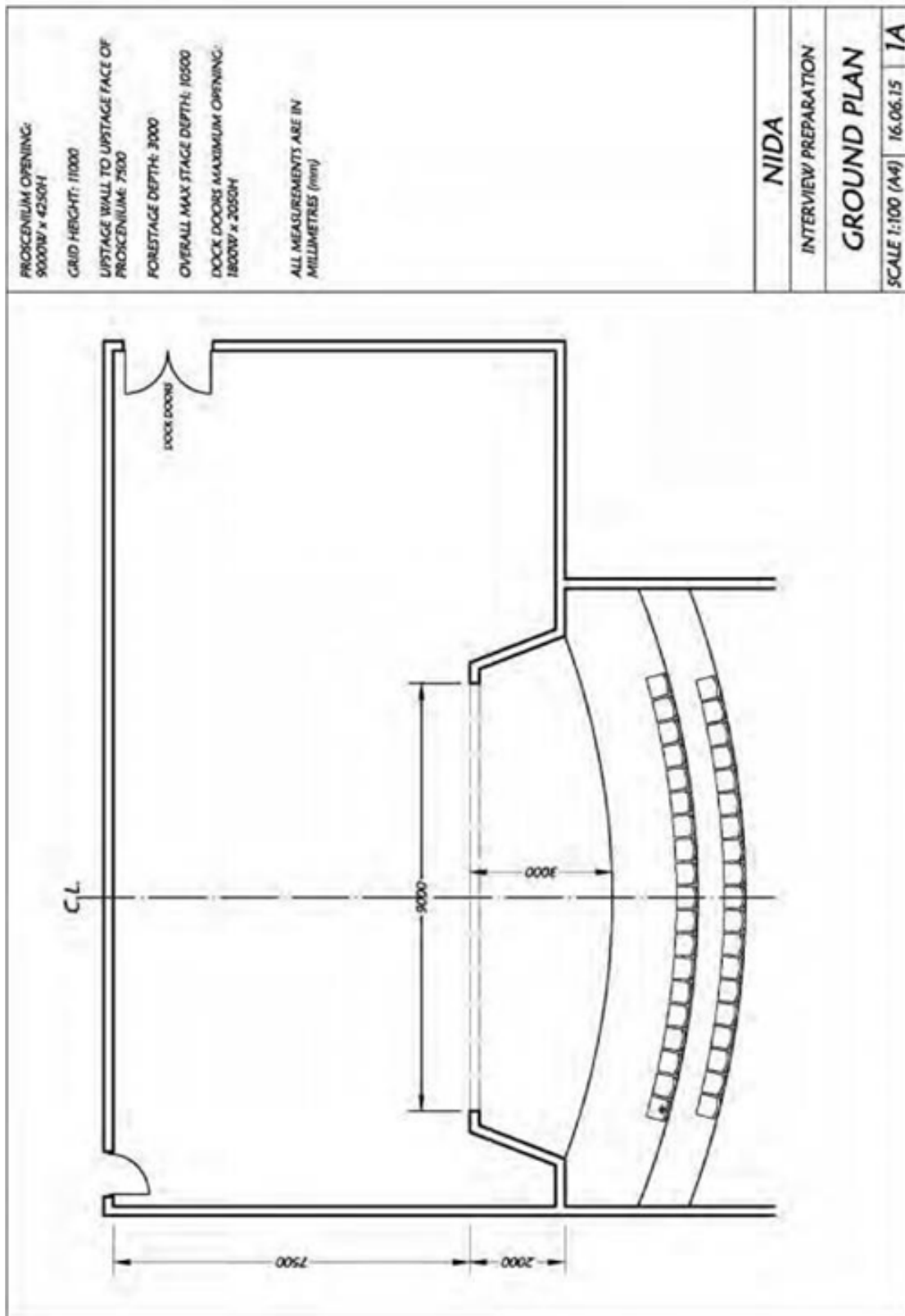
As part of the application process, once applicants have submitted a course application, they can then submit a scholarship application. See nida.edu.au/scholarships.

You can [apply for a scholarship](#) once you have submitted your course application form. If you are shortlisted and offered a place at NIDA, we will then schedule an interview to review your scholarship application.

APPENDIX - THEATRE PLAN

Do not use this ground plan. Please follow the link to download this plan as a PDF (Scale 1:100 when printed at A4)

https://www.nida.edu.au/data/assets/pdf_file/0016/18421/Appendix-A-Theatre-Plan.pdf



APPENDIX - THEATRE SECTION

Do not use this ground plan. Please follow the link to download this plan as a PDF (Scale 1:100 when printed at A4)

https://www.nida.edu.au/data/assets/pdf_file/0017/18422/Appendix-B-Theatre-Section.pdf

